

# **MATHEMATICS**

**Class-7th**

**Chapter-10**

*Practical  
Geometry*

**Exercise-10.2**

By:-A.K.Jha

## Exercise 10.2

### Question 1:

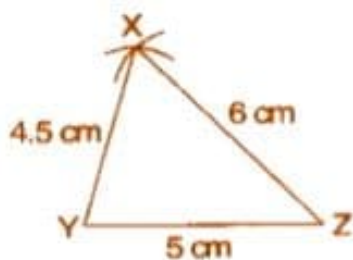
Construct  $\triangle XYZ$  in which  $XY = 4.5$  cm,  $YZ = 5$  cm and  $ZX = 6$  cm.

#### Answer 1:

**To construct:**  $\triangle XYZ$ , where  $XY = 4.5$  cm,  $YZ = 5$  cm and  $ZX = 6$  cm.

**Steps of construction:**

- Draw a line segment  $YZ = 5$  cm.
  - Taking  $Z$  as centre and radius  $6$  cm, draw an arc.
  - Similarly, taking  $Y$  as centre and radius  $4.5$  cm, draw another arc which intersects first arc at point  $X$ .
  - Join  $XY$  and  $XZ$ .
- It is the required  $\triangle XYZ$ .



### Question 2:

Construct an equilateral triangle of side  $5.5$  cm.

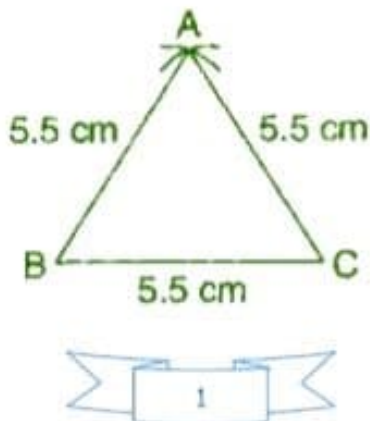
#### Answer 2:

**To construct:** A  $\triangle ABC$  where  $AB = BC = CA = 5.5$  cm

**Steps of construction:**

- Draw a line segment  $BC = 5.5$  cm
- Taking points  $B$  and  $C$  as centers and radius  $5.5$  cm, draw arcs which intersect at point  $A$ .
- Join  $AB$  and  $AC$ .

It is the required  $\triangle ABC$ .



**Question 3:**

Draw  $\triangle PQR$  with  $PQ = 4$  cm,  $QR = 3.5$  cm and  $PR = 4$  cm. What type of triangle is this?

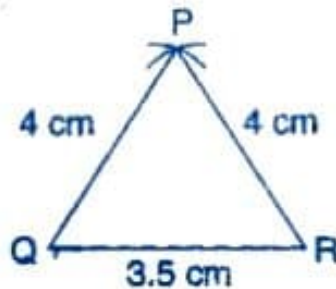
**Answer 3:**

**To construction:**  $\triangle PQR$ , in which  $PQ = 4$  cm,  $QR = 3.5$  cm and  $PR = 4$  cm.

**Steps of construction:**

- Draw a line segment  $QR = 3.5$  cm.
- Taking  $Q$  as centre and radius  $4$  cm, draw an arc.
- Similarly, taking  $R$  as centre and radius  $4$  cm, draw an another arc which intersects first arc at  $P$ .
- Join  $PQ$  and  $PR$ .

It is the required isosceles  $\triangle PQR$ .

**Question 4:**

Construct  $\triangle ABC$  such that  $AB = 2.5$  cm,  $BC = 6$  cm and  $AC = 6.5$  cm. Measure  $\angle B$ .

**Answer 4:**

**To construct:**  $\triangle ABC$  in which  $AB = 2.5$  cm,  $BC = 6$  cm and  $AC = 6.5$  cm.

**Steps of construction:**

- Draw a line segment  $BC = 6$  cm.
- Taking  $B$  as centre and radius  $2.5$  cm, draw an arc.
- Similarly, taking  $C$  as centre and radius  $6.5$  cm, draw another arc which intersects first arc at point  $A$ .
- Join  $AB$  and  $AC$ .
- Measure angle  $B$  with the help of protractor.

It is the required  $\triangle ABC$  where  $\angle B = 80^\circ$ .

