

Ex 14.3 Class 9 Maths

(1) A survey conducted by an organisation for the cause of illness and death among the women between the ages 15-44 (in years) worldwide, found the following figures (in %)

S.No.	Causes	Female fatality rate (in %)
1.	Reproductive health conditions	31.8
2.	Neuropsychiatric conditions	25.4
3.	Injuries	12.4
4.	Cardiovascular conditions	4.3
5.	Respiratory conditions	4.1
6.	Other causes	22.0

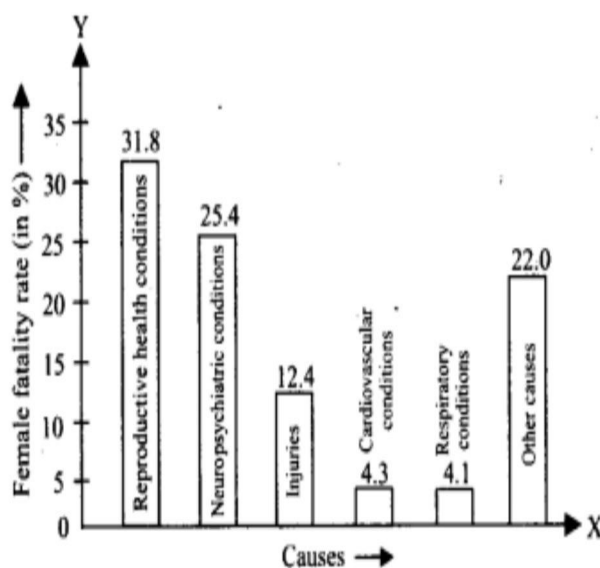
(1) Represent the information given above graphically.

(ii) Which condition is the major cause of women's ill health and death worldwide?

(iii) Try to find out, with the help of your teacher, any two factors which play a major role in the cause in (ii) above being the major cause.

Solution:

(i) The required graphical representation is shown as follows:



(ii) The major cause of women's ill health and death worldwide is 'reproductive health conditions'.

(iii) Two factors may be an education and poor background.

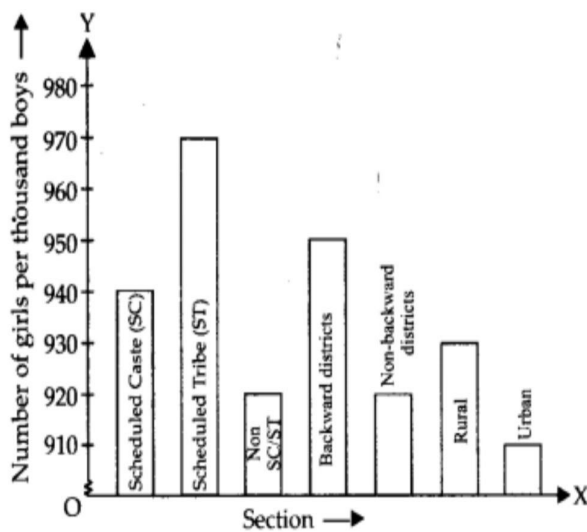
2. The following data on the number of girls (to the nearest ten) per thousand boys in different sections of Indian society is given below.

Section	Number of girls per thousands boys
Scheduled Caste (SC)	940
Scheduled Tribe (ST)	970
Non SC/ST	920
Backward districts	950
Non-backward districts	920
Rural	930
Urban	910

- (i) Represent the information above by a bar graph.
(ii) In the classroom discuss, what conclusions can be arrived at from the graph.

Solution:

- (i) The required bar graph is shown below:



- (ii) We conclude that number of girls per thousand boys are maximum in scheduled tribe section whereas minimum in urban section.

Question 3.

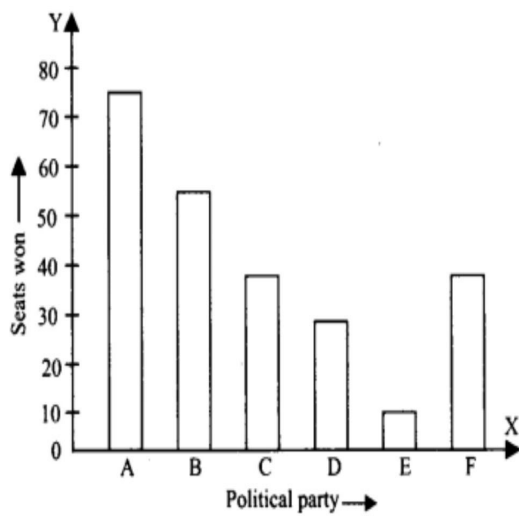
Given below are the seats won by different political parties in the polling outcome of a state assembly elections.

Political party	Seats won
A	75
B	55
C	37
D	29
E	10
F	37

- (i) Draw a bar graph to represent the polling results.
(ii) Which political party won the maximum number of seats?

Solution:

- (i) The required bar graph is shown below:



- (ii) The political party A won the maximum number of seats.